



UWS Academic Portal

A study on the transition between seniority-type and collective excitations in 204Po and 206Po

Stoyanova, Milena; Rainovski, Georgji; Jolie, Jan; Pietralla, Norbert; Blazhev, Andrey; Djongolov, Martin; Esmaylzadeh, Arwin; Gerhard, Lisa; Gladnishki, Kalin; Karayonchev, Vasil; Keatings, James; Kern, Ralph; Kocheva, Diana; Kröll, Thorsten; Mashtakov, Konstantin; Möller, Oliver; Régis, Jean-Marc; Scheck, Marcus; Schomacker, Kerstin; Sinclair, Jacqueline; Sürder, Chistian; Werner, Volker; Wiederhold, Johannes

Published in:
EPJ Web of Conferences

DOI:
[10.1051/epjconf/201819403002](https://doi.org/10.1051/epjconf/201819403002)

Published: 14/11/2018

Document Version
Publisher's PDF, also known as Version of record

[Link to publication on the UWS Academic Portal](#)

Citation for published version (APA):

Stoyanova, M., Rainovski, G., Jolie, J., Pietralla, N., Blazhev, A., Djongolov, M., Esmaylzadeh, A., Gerhard, L., Gladnishki, K., Karayonchev, V., Keatings, J., Kern, R., Kocheva, D., Kröll, T., Mashtakov, K., Möller, O., Régis, J-M., Scheck, M., Schomacker, K., ... Wiederhold, J. (2018). A study on the transition between seniority-type and collective excitations in 204Po and 206Po. *EPJ Web of Conferences*, 194, [03002].
<https://doi.org/10.1051/epjconf/201819403002>

General rights

Copyright and moral rights for the publications made accessible in the UWS Academic Portal are retained by the authors and/or other copyright owners and it is a condition of accessing publications that users recognise and abide by the legal requirements associated with these rights.

Take down policy

If you believe that this document breaches copyright please contact pure@uws.ac.uk providing details, and we will remove access to the work immediately and investigate your claim.

A study on the transition between seniority-type and collective excitations in ^{204}Po and ^{206}Po

Milena Stoyanova^{1,*}, Georgi Rainovski¹, Jan Jolie³, Norbert Pietralla², Andrey Blazhev³, Martin Djongolov¹, Arwin Esmaylzadeh³, Lisa Gerhard³, Kalin Gladnishki¹, Vasil Karayonchev³, James Keatings⁴, Ralph Kern², Diana Kocheva¹, Thorsten Kröll², Konstantin Mashtakov⁴, Oliver Möller², Jean-Marc Régis³, Marcus Scheck⁴, Kerstin Schomacker³, Jacqueline Sinclair⁴, Chistian Sürder², Volker Werner², and Johannes Wiederhold²

¹Faculty of Physics, St. Kliment Ohridski University of Sofia, 1164 Sofia, Bulgaria

²Institut für Kernphysik, Technische Universität Darmstadt, 64289 Darmstadt, Germany

³Institut für Kernphysik, Universität zu Köln, 50937 Köln, Germany

⁴School of Engineering & Computing, University of the West of Scotland, Paisley PA1 2BE, United Kingdom

Abstract. Low-lying yrast states in ^{204}Po and ^{206}Po have been investigated by the γ - γ fast timing technique with $\text{LaBr}_3(\text{Ce})$ detectors. Excited states of these nuclei were populated in the $^{197}\text{Au}(^{11}\text{B},4n)$ and the $^{198}\text{Pt}(^{12}\text{C},4n)$ fusion-evaporation reactions, respectively, at the FN-Tandem Facility at the University of Cologne. The lifetimes of the 4_1^+ states in both nuclei were measured, along with an upper limit for the 2_1^+ state in ^{204}Po . The preliminary results are discussed in the scope of the systematic behavior of the transition strengths between yrast states in polonium isotopes.

1 Introduction

The evolution from seniority-type to collective structure is a process which provides a stringent test for the contemporary nuclear structure models. The yrast structures of polonium isotopes below the $N = 126$ shell closure are suitable for studying this evolution. In a recent study [1], an increased strength for the seniority-changing $2_1^+ \rightarrow 0_1^+$ transition in ^{206}Po has been reported, leading to the conclusion that the 2_1^+ state of ^{206}Po has a predominantly collective character. It has to be noted however, that the energy level pattern of the yrast states of ^{206}Po and the hindered transition probability of the $8_1^+ \rightarrow 6_1^+$ transition indicate that seniority-type structure is preserved to a certain extent. This fact either implies a spin dependence in the evolution from seniority-type regime to collectivity or questions the conclusions in Ref. [1]. The latter stems from the fact that in the seniority regime, the $E2$ transition strength of seniority changing transitions, such as the $2_1^+ \rightarrow 0_1^+$ transition, increases in a parabolic way with increasing the number of valence particles and reaches a maximum at the middle of the j -shell [2]. This behavior is identical to the one in the collective regime and therefore the evolution of the $E2$ transition strength for the $2_1^+ \rightarrow 0_1^+$ transitions cannot be used as a decisive fingerprint for locating the transition from single-particle (seniority-type) to collective mode. For the latter purpose, more unambiguous information can be obtained from the evolution of the $E2$ strengths of seniority-preserving transitions, such as the $4_1^+ \rightarrow 2_1^+$ transition, because it has two distinctive

behaviors in each regime. In seniority regime it follows a parabola with a minimum at the middle of the j -shell, while in the collective regime the parabola follows the evolution of the $B(E2; 2_1^+ \rightarrow 0_1^+)$ strengths, i.e. it has a maximum at the middle of the j -shell [2].

Our study is focused on the Po isotopes in the vicinity of ^{208}Pb . The main goal is to derive the absolute $E2$ strengths for the $4_1^+ \rightarrow 2_1^+$ transitions. This can reveal where and how the transition from seniority type to collective mode occurs. Such study requires the lifetimes of the 4_1^+ states of ^{206}Po and ^{204}Po to be measured. Until now, such information is missing due to experimental difficulties that stem from the fact that 4_1^+ states in both isotopes are positioned between the long-lived 8_1^+ states and the short-lived 2_1^+ states. In this work we report preliminary results on the $B(E2)$ transition strengths of the seniority-conserving $4_1^+ \rightarrow 2_1^+$ transitions in ^{204}Po and ^{206}Po .

2 Experiment

The experiment was performed at the FN Tandem facility at the University of Cologne. Excited states of ^{204}Po were populated in the $^{197}\text{Au}(^{11}\text{B},4n)$ fusion-evaporation reaction at a beam energy of 55 MeV. A thick (110 mg/cm²) self supporting ^{197}Au foil was used as a target. The excited states of ^{206}Po were populated in the $^{198}\text{Pt}(^{12}\text{C},4n)$ reaction at a beam energy of 65 MeV. The used target was 10 mg/cm² ^{198}Pt foil. The fast-timing array consisted of eight HPGe detectors and nine $\phi 1.5' \times 1.5'$ $\text{LaBr}_3(\text{Ce})$ scintillators (referred later in the text as LaBr). To suppress the Compton background, six of the LaBr detec-

*e-mail: milenas@phys.uni-sofia.bg

tors were placed inside bismuth-germanate (BGO) Compton suppressors. The other three had lead shields to suppress background events associated with scattered γ -rays. Time-to-Amplitude Converters (TACs) recorded the time differences between the timing signals for every unique detector-detector combination [3]. To process and collect the energy signals from the detectors and the amplitudes of the TAC signals, 80 MHz synchronized digitizers were used. The data were analyzed using the "soco.v2" software developed at the Institute of Nuclear Physics in Cologne [4]. For the lifetime determination the Generalized Centroid Difference method (GCDM) was used, discussed in detail in [5]. In this method, two independent time spectra are obtained, constructed as the time difference between two signals generated by two γ -rays that connects an excited state. If the transition which feeds the state provides the start signal to the TAC and the decay transition from this state - the stop signal, the Delayed (D) time distribution is obtained. In the reverse case, Anti-delayed (AD) time distribution is obtained. Assuming no background contributions, the difference between the centroids (first moment of the time distribution) of the delayed and anti-delayed time spectra is expressed as :

$$\Delta C(E_f, E_d) = C^D - C^{AD} = 2\tau + PRD(E_f, E_d), \quad (1)$$

where τ is the mean lifetime of the given state and E_f and E_d are the energies of the feeding and the decaying transition respectively. In this formula, PRD is the prompt response difference, defined as the linearly combined zero-time response of the whole fast-timing array [6]. The PRD is used as a single correction for the lifetime determination, according to Eq. (1), and one of the main tasks is to determine its energy dependence. For calibration of the PRD, ^{152}Eu source has been used. It produces coincident γ -rays in the 40-1408 keV energy region, which corresponds to the energy region of interest. The lifetimes of the relevant excited states in the daughters ^{152}Gd and ^{152}Sm are known precisely and nearly no background contribution is present in the coincidence spectrum. In Figure 1, LaBr spectrum is obtained in coincidence with the decay transition from 2_1^+ to g.s. in ^{152}Gd . Time-difference spectra of the 779-344 keV cascade are shown along with the corresponding centroid difference, PRD, peak-to-background (p/b) ratio and lifetime value. Using Eq. (1) the PRD was obtained. Repeating the same procedure for the rest of the feeding transitions of 344 keV state, data points for PRD were obtained. For precise calibration over larger energy region, multiple $\gamma_{\text{feeder}} - \gamma_{\text{decay}}$ combinations were used.

The final PRD data points are fitted using the function [6]

$$PRD(E_\gamma) = \frac{a}{\sqrt{eE_\gamma^2 + b}} + cE_\gamma + d \quad (2)$$

The final result of the PRD-curve is presented in Figure 2. The precision is defined as two times the standard root-mean-squared deviation (2σ) of the PRD fit corresponding to 8 ps.

Full projections of the symmetric γ - γ matrices obtained with the HpGe detectors (red spectrum) and the

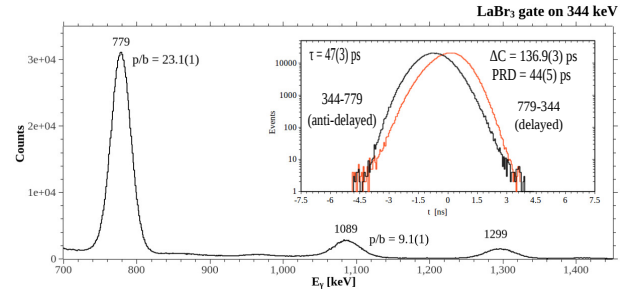


Figure 1. Coincidence γ -ray spectrum of the LaBr detector obtained by gating on the 344 keV transition of ^{152}Gd . FEP's with no background are obtained at 779, 1089 and 1299 keV. Time-difference spectra from the 779-344 keV cascade are shown with the corresponding centroid difference, PRD and lifetime.

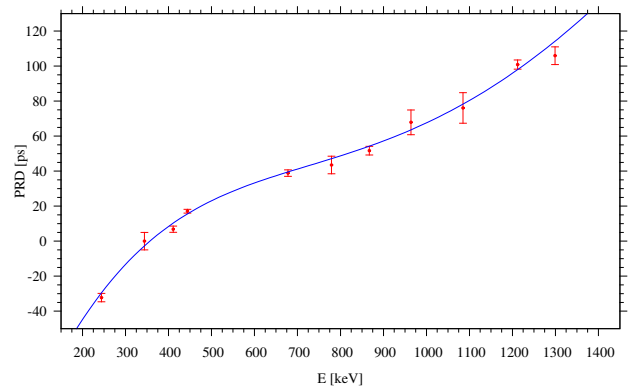


Figure 2. PRD curve obtained using ^{152}Eu source.

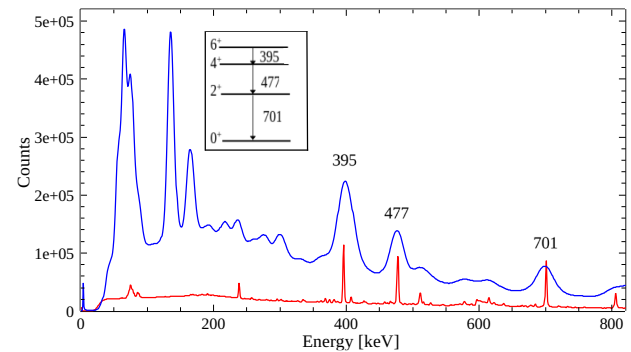


Figure 3. (Color online) Full projections of the symmetric γ - γ matrices obtained with HpGe detectors (red) and LaBr detectors (blue) for the case of ^{206}Po . The inset shows the relevant partial level scheme of ^{206}Po .

LaBr detectors (blue spectrum) are shown in Figure 3. Partial level scheme of ^{206}Po , relevant for the analysis, is also shown on the picture.

To extract the lifetime, triple HpGe-LaBr-LaBr coincidences were used. The doubly gated HpGe and LaBr spectra, relevant for the analysis of the 4_1^+ state in ^{206}Po are shown in Figure 4. The doubly gated HpGe spectrum is generated from HpGe-LaBr-HpGe triple coincidences. The good energy resolution of the HpGe detectors allows a precise coincidence cascade selection. By placing the first LaBr gate on the 477 keV decay transition, the de-

Table 1. Lifetimes determined from the fast-timing experiments on ^{204}Po and ^{206}Po and energies of the corresponding gates to obtain time-difference spectra as well as reduced transition probabilities of yrast states in both nuclei, calculated from the measured lifetimes.

Nucleus	State	E_f [keV]	E_d [keV]	HpGe gate [keV]	τ [ps]	transition	$B(E2)$ [W.u.]
^{204}Po	4_1^+	426	516	684	23.3(61)	$4_1^+ \rightarrow 2_1^+$	13.0(3.4)
	2_1^+	426	684	516	≤ 17	$2_1^+ \rightarrow 0_1^+$	≥ 4.4
^{206}Po	4_1^+	395	477	701	89(12)	$4_1^+ \rightarrow 2_1^+$	4.97(40)
	2_1^+	395	701	477	≤ 16	$2_1^+ \rightarrow 0_1^+$	≥ 4.21

layed and anti-delayed time distributions were obtained, presented in Figure 4. Measuring the difference between the centroids of these time distributions and using Eq. (1), the lifetime can be determined. However, time correction has to be applied, related to the contribution of the time-correlated Compton background underneath the two full energy peaks (FEP's) of the $\gamma_{feeder} - \gamma_{decay}$ cascade. Due to this, ΔC_{exp} is corrected with this formula [7]

$$\Delta C_{FEP} = \Delta C_{exp} + \frac{1}{2} \left[\left(\frac{\Delta C_{exp} - \Delta C_{BG}}{p/b} \right)_f + \left(\frac{\Delta C_{exp} - \Delta C_{BG}}{p/b} \right)_d \right] \quad (3)$$

where ΔC_{FEP} corresponds to the centroid difference related to FEP events only. ΔC_{BG} is the time response of the background and p/b is the peak-to-background ratio of the considered γ -ray. As ΔC_{BG} cannot be measured directly, it has to be interpolated from measuring background time spectra, generated at different energies above and below the FEP. The analysis to derive the correction for background contributions is performed for each FEP separately. These corrections are presented on the lower two panels of Figure 4. The result for the lifetime of the 4_1^+ state is given in Table 1.

The same analysis was carried out for the second nucleus ^{204}Po . Full projections of the corresponding γ - γ matrices obtained with HpGe detectors and LaBr detectors are illustrated in Figure 5, along with corresponding level scheme.

Along with the value for the lifetime of 4_1^+ state in ^{204}Po , given in Table 1, an upper limit for the lifetime of the 2_1^+ state was measured. The HpGe gate has been placed on the 516 keV transition, while LaBr gates were placed on the 426 keV and 684 keV transitions respectively. Thus, a summed lifetime for the 4_1^+ and 2_1^+ states together was obtained and evaluated to 31.4(64) ps. Subtracting from this value the previously measured value for the lifetime of 4_1^+ state, an upper limit of 17 ps is deduced.

Using the measured lifetimes, the reduced transition probabilities $B(E2)$ for corresponding transitions in both nuclei are derived. The results from the analysis are summarized in Table 1.

Figure 6 shows the graphical representation of the $B(E2)$ values for the case of $N = 122$ isotones. It can be seen that the evolution of the $E2$ strengths for the $4_1^+ \rightarrow 2_1^+$ transition follows the one for the $2_1^+ \rightarrow 0_1^+$ which rises up towards mid-shell. This indicates that the 4_1^+ state of ^{206}Po has a collective character. The same situation is observed for ^{204}Po (not shown). These conclusions are in agreement with the conclusion from Ref. [1] that the transition to collectivity occurs before ^{204}Po . At the same time, the behavior of the $B(E2; 8_1^+ \rightarrow 6_1^+)$ in $N = 122$ isotonic chain

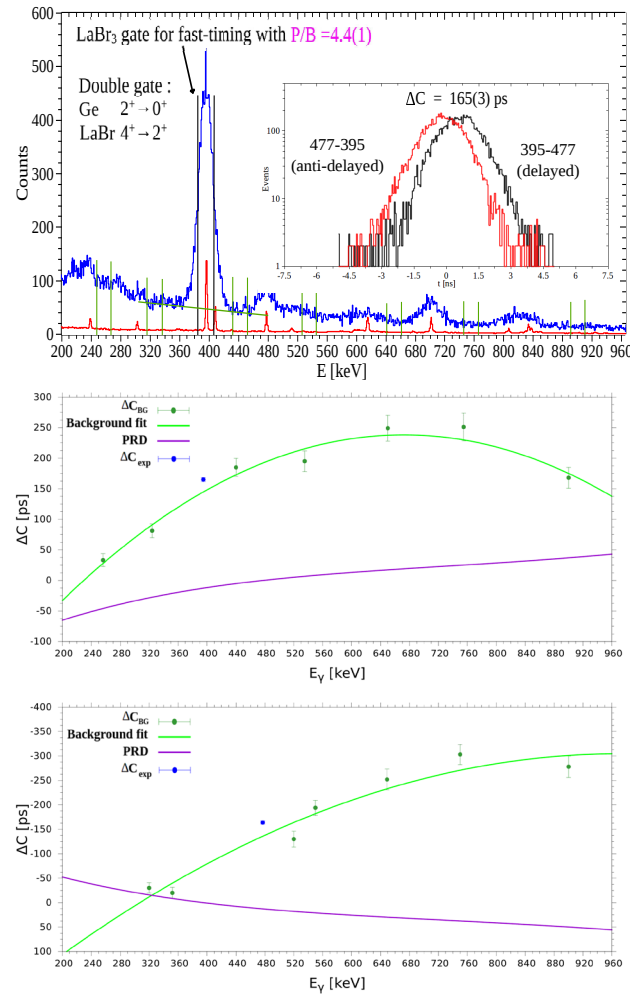


Figure 4. (Color online) Full analysis for extracting the lifetime of the 4_1^+ state in ^{206}Po . Upper panel: Double-gated HpGe (red) spectra and LaBr (blue) projection in HpGe-LaBr gates, where the first LaBr gate is placed on the decay transition of the level of interest. Vertical lines indicate ranges of the second LaBr gate. The obtained time-difference spectra are also shown, with the corresponding value for the centroid difference. Middle and bottom panels show the Compton background correction procedure. Here, the PRD curve is shifted in parallel in order to cross the energy axis at the energy of the decay transition (middle panel) and feeding transition (bottom panel) respectively.

has a seniority character. All together, this strongly suggests that the transition from seniority regime to collective mode has a spin dependence. However, theoretical calculations are needed to validate this observation.

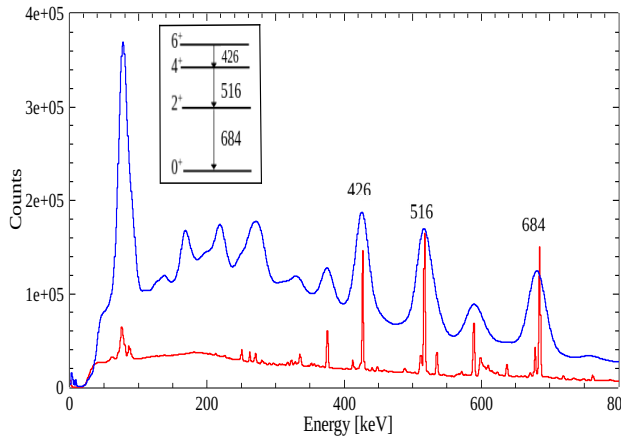


Figure 5. (Color online) Full projections of the symmetric γ - γ matrices obtained with HpGe detectors (red) and LaBr detectors (blue) for the case of ^{204}Po . The inset shows the relevant partial level scheme of ^{204}Po .

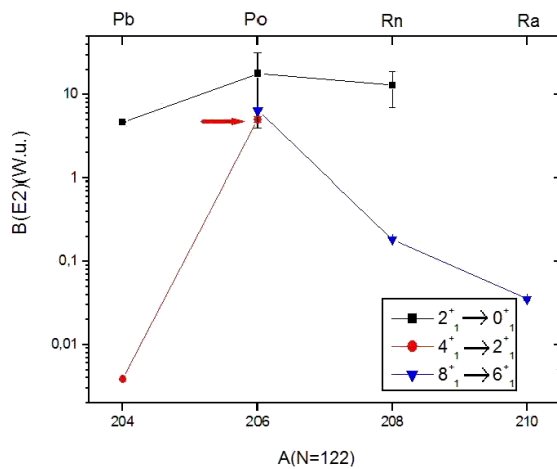


Figure 6. (Color online) Evolution of the $B(E2)$ values in the $N=122$ isotonic chain. The data have been taken from the present work (corresponding value for the $4_1^+ \rightarrow 2_1^+$ transition), from [1], and references therein.

3 Conclusion

We have measured the lifetimes of low-lying yrast states in ^{204}Po and ^{206}Po using a HpGe-gated picosecond-sensitive fast-timing technique. The lifetimes of the 4_1^+ states in both nuclei were determined, along with a deduced upper limit for the 2_1^+ state in ^{204}Po using GCDM. The evolution of the $B(E2)$ strengths for the $2_1^+ \rightarrow 0_1^+$ and the $4_1^+ \rightarrow 2_1^+$ transitions of ^{206}Po and ^{204}Po indicates that these states are of collective nature.

This work was supported by the partnership agreement between the University of Cologne and University of Sofia and by the Bulgarian National Science Fund under Grant No. DN08/23/2016.

References

- [1] T. Grahn *et al.*, *Eur. Phys. J. A* **52**, 340 (2016)
- [2] J.J. Ressler, R.F. Casten *et al.*, *Phys. Rev. C* **69**, 034317 (2004)
- [3] J.-M. Régis *et al.*, *Nucl. Instr. Meth. Phys. Res. A* **823**, 72 (2016)
- [4] J.-M. Régis *et al.*, *Nucl. Instrum. Methods Phys. Res. A* **763**, 210 (2014)
- [5] J.-M. Régis *et al.*, *Nucl. Instr. Meth. Phys. Res. A* **726**, 191 (2013)
- [6] J.-M. Régis *et al.*, *Nucl. Instr. Meth. Phys. Res. A* **684**, 36 (2012)
- [7] J.-M. Régis *et al.*, *Phys. Rev. C* **95**, 054319 (2017)